

LIQUID LEVEL SWITCHES

WV57602 (Vertical)



FUNCTION:

The GENWEC float switch is mounted vertically. The float lever carries a permanent magnet that is attracted by another magnet mounted similarly in the switch housing.

The magnets are separated by a non-magnetic diaphragm, which makes it fully sealed and unlike the switch WV576001 have different pole directed towards each other to create attraction.



TECHNICAL SPECIFICATIONS:

Switch housing: Stainless Steel AISI-304.

Wetted parts: Stainless Steel AISI 316.

Max. Working pressure: 20 bar.

Standard flange to Look at the drawing on request
DIN, ANSI / ASME.

Max. Working temperature:

Fluid 225°C

Ambient 80°C

Hysteresis mm.: 30

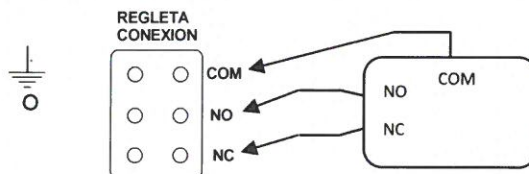
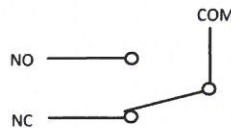
Electrical gland connection: M16 x 1,5 mm

Gland: IP 68, with norm on request cable 3x1,5 or 4x1,5 mm
(3 Mts)

IP 68 Max. gland pressure: 5 bar.

SWITCH:

21(8)A 250V~ 1E4
16(4)A 250V~ 25E3 T85μ



BS SPECIALSLANGER A/S
Smedeland 14 · DK-2600 Glostrup
Fax: 43 42 31 32 Tlf.: 43 44 46 14



CONSTRUCCIÓN:

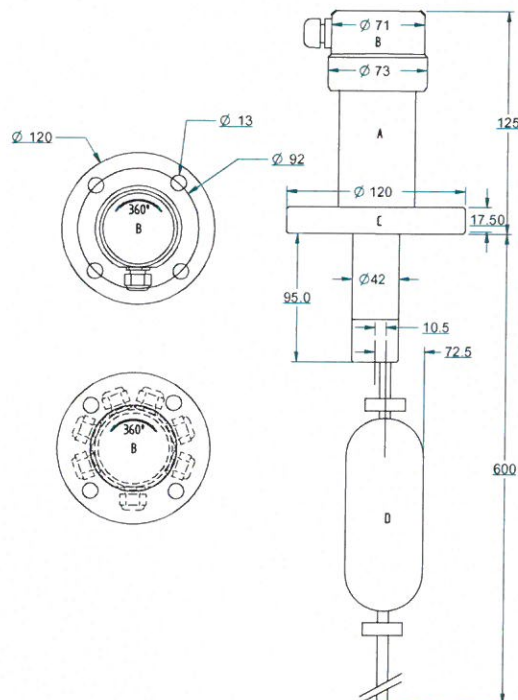
The GENWEC float switch consists of 3 main parts:

A/B. Housing with electrical switch. **(B part can turn 360° for easy installation).**

C. Mounting flange

D. Float diameter 60 x 120 (Diameter 64 mm with welding)(Standard length).

E: Standard length 600 mm. (On request, other lengths).



PRODUCT DESCRIPTION:

Level switches are designed to PUMP/VALVE CONTROL.

One switch starts the pump by activating a holding relay and the other switch brakes the holding relay when the desired liquid level has been reached.

CUSTOMER SEGMENT:

- Power plants, incineration units, combustion units..
- General food industry..
- Shipbuilding.
- Pharmaceutical industry.
- Water treatment plants.
- Chemical industry.
- General liquid handling industry.